


EIGERFLEX

Montageanleitung EIGERFLEX Verbindung Heizband/Heizband V-H/H

Installation instructions EIGERFLEX Connecting heating strip/heating strip V-H/H

Notice de montage EIGERFLEX Raccordement du ruban chauffant/ruban chauffant V-H/H

Istruzioni di montaggio per EIGERFLEX Set di collegamento passante V-H/H



Art. Nr. 1001005



DE Die Frostschutzbänder müssen vor Nässe und Feuchtigkeit geschützt werden!

EN Frost protection cables must be protected against moisture and damp!


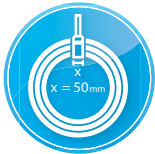
FR Les rubans de protection contre le gel doivent être protégés de l'eau et de l'humidité!

IT I nastri scaldanti devono essere protetti dall'umidità!

Sicherheitshinweise

EIGERFLEX Verbindung Heizband/Heizband V-H/H

- DE** Lesen Sie diese Montageanleitung aufmerksam, bevor Sie mit dem Arbeiten beginnen
EN Read these installation instructions carefully before starting work.
FR Lire attentivement la notice de montage avant de commencer les travaux.
IT Leggere con attenzione le presenti istruzioni di montaggio prima di iniziare a lavorare.



- DE** Wichtige Hinweise für die sichere und korrekte Handhabung dieses Produkts!
EN Important information on how to handle this product safely and correctly!
FR Remarques importantes concernant l'utilisation sûre et correcte de ce produit!
IT Avvertenze importanti per l'utilizzo corretto e sicuro del prodotto!

DE Lagerung:

Die Frostschutzbänder müssen bei der Lagerung durch Endabschlüsse vor Feuchtigkeit und Nässe geschützt werden

EN Storage:

Frost protection cables must be terminated during storage to protect against damp and moisture

FR Entreposage:

En cas d'entreposage, protéger les extrémités des rubans de protection contre le gel de l'eau et de l'humidité

IT Magazzinaggio:

Nel magazzino i nastri scaldanti devono essere protetti dall'umidità con chiusure finali

DE Montagehinweise:

Die selbstregulierenden Frostschutzbänder und Temperaturregler dürfen ausschliesslich von einer Fachkraft und unter Berücksichtigung folgender Sicherheitshinweise installiert werden:

- Elektroinstallation gemäss örtlichen Bestimmungen
- Fehlerstrom-Schutzschalter (FI) 30 mA ist Vorschrift!
- Anschluss nur durch zugelassenen Elektroinstallateur
- Sicherungsautomat C-Charakteristik

EN Installation information:

The self-regulating frost protection cables and temperature controllers may only be installed by a professional. The following safety instructions must be observed:

- Electrical installation must comply with local regulations
- Residual-current circuit breakers (FI) 30 mA are mandatory
- Connection may only be performed by an approved electrician
- Automatic circuit-breaker with C characteristic

FR Instructions de montage:

Les bandes de protection autorégulatrices contre le gel et les régulateurs de température doivent être installés exclusivement par un spécialiste et en respectant les instructions de sécurité suivantes:

- Installation électrique conforme aux dispositions locales
- Disjoncteur à courant de défaut (FI) 30 mA – prescrit!
- Raccordement effectué exclusivement par un installateur électrique agréé
- Automate de protection caractéristique C



IT Avvertenze per il montaggio:

I nastri scaldanti autoregolanti e il regolatore di temperatura possono essere installati esclusivamente da un operaio specializzato e tenendo conto delle seguenti avvertenze di sicurezza


- Impianto elettrico in conformità alle disposizioni locali
- Interruttore di protezione da corrente di guasto (FI) 30 mA - a norma!
- Connessione solo da parte di un elettricista autorizzato
- Disgiuntore automatico caratteristica C

Montageablauf


EIGERFLEX Verbindung Heizband/Heizband V-H/H



1.




2.



3.




4.



5.



6.




- Technische Änderungen vorbehalten - Subject to technical change -


Montageablauf

EIGERFLEX Verbindung Heizband/Heizband V-H/H


7.



8.




9.



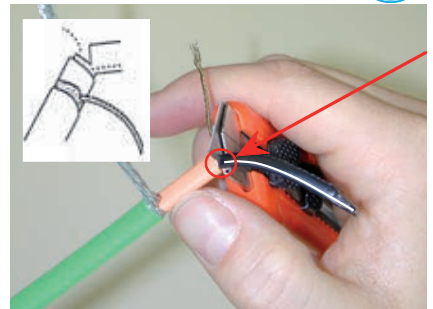
10.




11.




12.




13.




14.



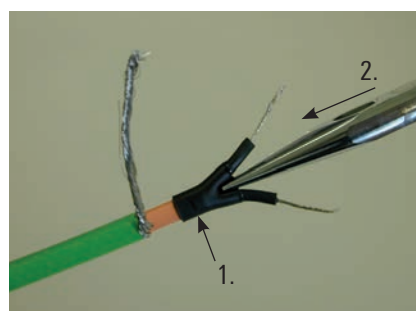
15.




16.



17.



18.




- Technische Änderungen vorbehalten - Subject to technical change -


Montageablauf

EIGERFLEX Verbindung Heizband/Heizband V-H/H


19.




20.



21.




22.




23.



24.



26.



- Technische Änderungen vorbehalten - Subject to technical change -